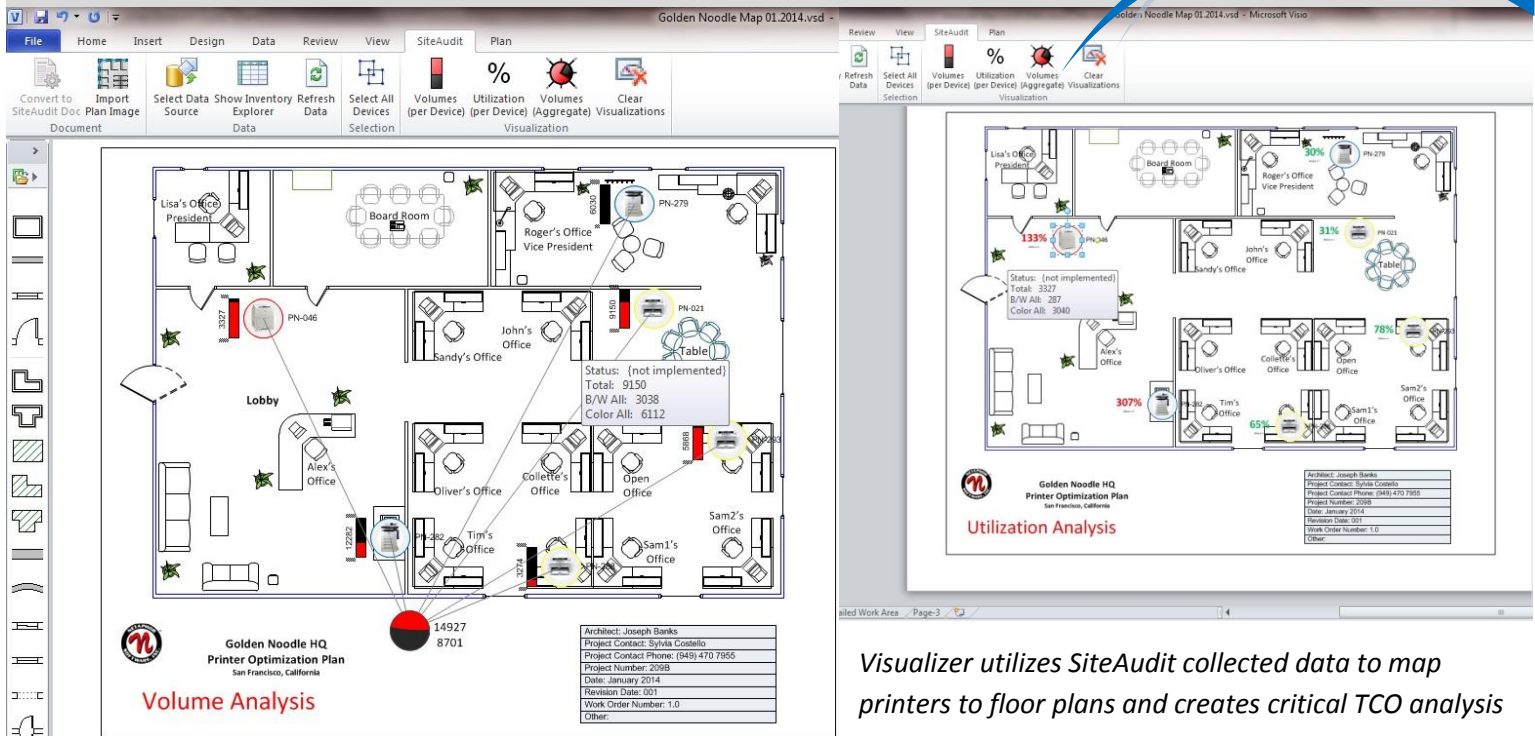


# Enabling Managed Print Services

Netaphor SiteAudit™ Mapping and Analysis Solution for Auditing and Fleet Management



Visualizer utilizes SiteAudit collected data to map printers to floor plans and creates critical TCO analysis

## SiteAudit Visualizer™

To maximize printer utilization use SiteAudit Visualizer for audit or ongoing MPS location analysis. It provides a graphical analysis of where to place printer assets using printer icons to existing or newly created floor plans. Place printer icons onto existing or just created floor plans. These printer icons represent data collected by SiteAudit. Show volume use and utilization of printers and aggregate printers to show printers by groups or by total printer use. Visualize overused or underused printers so that they can be redeployed for optimal use. Use your PC tablet and easily drag printers from the Inventory Explorer to a floor plan. Do it during an audit walk-through or anytime SiteAudit data is available.



SiteAudit Visualizer runs on Windows tablets and workstations

Go to: [www.netaphor.com](http://www.netaphor.com)

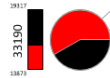
- Use Tablet Mobility and Map Printer Assets
- Group Printers by Locations to Show Volume and Utilization
- Display Over and Under Utilized Printers
- Aggregate Printers to Display Total Volumes
- Easily Drag and Drop Printers to Floor Plans
- Integrated Tool for Data Collecting and Mapping

# Netaphor SiteAudit Visualizer™ for SiteAudit OnSite and Hosted Users

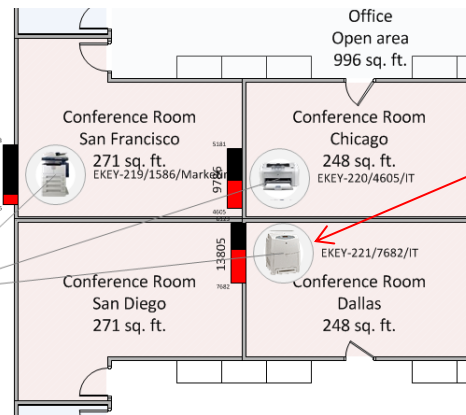


## Floor Map in Any Image File

Select and drag printers to floor plans. Then group them.



Display their aggregate volumes:  
Total, Total B/W and Total Color.



Connection	IP Address	Serial #	Output	Manufacturer	Model
Networked	192.168.0.1047	SN1017	B/W	Dell	D100
Networked	192.168.0.1049	SN1018	B/W	Brother	A200
Networked	192.168.0.1070	SN1070	B/W	Epson	A200
Networked	192.168.0.1072	SN1072	Color	Yokohama	C200
Networked	192.168.0.1073	SN1073	B/W	Brother	C200
Networked	192.168.0.1074	SN1074	Color	Panasonic	A200
Networked	192.168.0.1075	SN1075	B/W	Yokohama	B100
Networked	192.168.0.1076	SN1076	Color	Canon	A100
Networked	192.168.0.1077	SN1077	Color	Verano	D100
Networked	192.168.0.1078	SN1078	Color	Verano	D100
Networked	192.168.0.1079	SN1079	Color	Verano	D100
Networked	192.168.0.1080	SN1080	B/W	Samsung	A200
Networked	192.168.0.1081	SN1081	Color	Brother	A200
Networked	192.168.0.1082	SN1082	B/W	HP	C200
Networked	192.168.0.1083	SN1083	Color	Samsung	D100
Networked	192.168.0.1084	SN1084	B/W	Dell	A100
Networked	192.168.0.1085	SN1085	B/W	Samsung	B100
Networked	192.168.0.1091	SN1091	Color	OKI	D200
Networked	192.168.0.1094	SN1094	Color	Epson	D200
Networked	192.168.0.1096	SN1096	Color	Yokohama	C200
Networked	192.168.0.1097	SN1097	Color	Canon	D200
Networked	192.168.0.1099	SN1099	Color	Panasonic	A100
Networked	192.168.0.1100	SN1100	B/W	Yokohama	B100
Networked	192.168.0.1102	SN1102	Color	Panasonic	C200
Networked	192.168.0.1103	SN1103	B/W	Verano	D100

**Inventory Explorer -**  
Filter Printers then Drag & Drop Printers to Floor Map

## PLATFORMS

Tablets & PCs  
Windows 7 and  
Windows 8

## Software

SiteAudit Viewer  
v6.0 or Later

SiteAudit Visualizer

Microsoft Visio 2010  
or 2013 Professional  
Edition or Premium  
Edition

## Microsoft Certified

Certified for server  
and client software

## Key Features

- Inventory Explorer provides data filtering; drag and drop mapping operations
- SiteAudit audit and fleet management data automatically links to Printer Icons
- Printer Icons contain asset, volume and utilization data
- Integrates with SiteAudit audit and fleet management tools

## Important Benefits

- Creating printer floor plans is easy to do; saves cost over manually produced printer maps
- The most accurate and comprehensive printer data available for mapping analysis
- Printer activity is visualized on floor plans to formulate volume and utilization TCO analysis
- Ensures compatibility to current and ongoing data collections while lowering the learning curve cost



ISV/Software Solutions



Netaphor Software, Inc.  
Netaphor SiteAudit 6.0  
Outstanding Fleet Management Solution



2015 NETAPHOR SOFTWARE, INC.  
All trademarks, trade names, service marks and logos  
referenced herein belong to their respective companies.  
Pick Award, Buyer Laboratory LLC 20 Railroad Ave,  
Hackensack NJ 07601 USA 02.2014

**Netaphor  
Software Inc.**

Corporate office:  
Irvine, California USA  
Contact: 1 949 470 7955  
[www.netaphor.com](http://www.netaphor.com)